
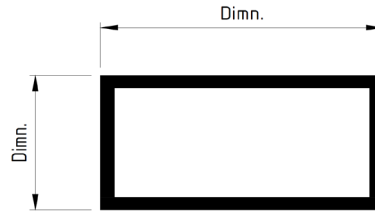


EXTRUSION TOLERANCE GUIDELINES

TOLERANCES ALLOWED FOR ROUND TUBES, SQUARE AND RECTANGULAR HOLLOWS

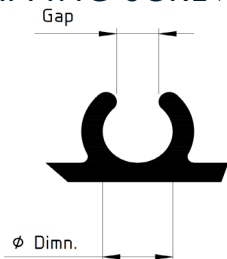


SPECIFIED DIMENSIONS	
Dimn.	Tol.
UP TO 25.0	±0.50
25.1 TO 50.0	±0.70
50.1 TO 100.0	±0.80
100.1 TO 125.0	±1.30
125.1 TO 150.0	±1.30
150.1 TO 180.0	±1.90
180.1 TO 200.0	±1.90
200.1 TO 220.0	±2.60
220.1 TO 250.0	±2.60



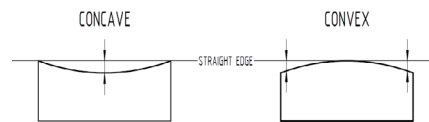
SPECIFIED DIMENSIONS	
Dimn.	Tol.
UP TO 25.0	±0.50
25.1 TO 50.0	±0.70
50.1 TO 100.0	±0.90
100.1 TO 125.0	±1.20
125.1 TO 150.0	±1.40
150.1 TO 180.0	±1.70
180.1 TO 200.0	±1.90
200.1 TO 220.0	±2.20
220.1 TO 250.0	±2.40

SELF TAPPING SCREW SLOTS



SCREW GAUGE	Ø DIMN	GAP
4	2.80	1.90
6	3.05 or up to 3.2	2.05
8	3.7 or 3.8	2.2 or 2.3
10	4.30	2.80
12	4.90	3.00
14	5.60	3.30

CONCAVITY / CONVEXITY



Solid	0.004/mm
Hollow	0.006/mm

Note: These standards tolerances are published in Australian Standards AS/NZS1866 and AS/NZS1734.

AUCKLAND PH 09 270 8342 • HAMILTON PH 07 849 4150 • WELLINGTON PH 0275 554 437 • CHRISTCHURCH PH 03 341 5402

INEX METALS LIMITED © 2016